

Letter “W” Activities

Thank you for joining us in our alphabet study at
HappyandBlessedHome.com



Visit HappyandBlessedHome.com for **free printables** and **crafts** for preschoolers, encouragement for moms, as well as great ideas for ways to have fun together as a family.

32 Activities for Preschoolers Includes (pages: 60):

10 Coloring Pages

Letter W for sensory tracing

2 Connect the Worms

Wishing Well Puzzle Craft

Wooden Bridge and Whale Puzzle Crafts

20 flashcards with words that start in “Ww”

Letter “Ww” Dolch sight words

6 Do-a-dot Pages

5 Tracing Pages

Shapes, Cutting and Matching

Align and Count

Identify Living Things

Letter Ww with Walruses

Watermelon Lace-Up Card

Cutting Practice

Counting with Walruses

Walrus Math in the Arctic

Tools we're using in our Preschool Classroom



Set-up:

Our set-up for crafts is at a [Mickey and Friends Activity Table](#). It's perfect for preschoolers with an easily accessible table and chair height.

For our lesson materials I use a [Board Dudes 18" x 22" Magnetic Dry Erase Board](#).

We enjoy matching games and painting on our [Melissa & Doug Deluxe Standing Easel](#).

Supplies to create Printables:

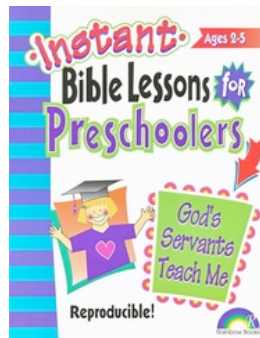
- [Scissors](#)
- [Blu-Tack Reusable Adhesive](#)
- [Paper Cutter](#)
- [Single Hole Punch](#)
- [White Card Stock](#)
- [White Copy Paper](#)
- [EPSON Printer](#)
- [EPSON Ink](#)
- [Scotch Thermal Laminator 2 Roller System \(TL901\)](#)
- [Scotch\(TM\) Thermal Laminating Pouches, 8.9 Inches x 11.4 Inches, 50 Pouches \(TP3854-50\)](#)
- If you want to create stickers you'll need some [Avery® White Full-Sheet Labels for Inkjet Printers with TrueBlock\(TM\) Technology, 8-1/2 inches x 11 inches, Pack of 25 \(8165\)](#) and you will just cut each sticker to size.

This printable pack contains affiliate links for your convenience. By using these links you are supporting HappyandBlessedHome.com and enabling me to keep these printables FREE. Thank you for your support!

Books to aide in Preschool Learning



[Christian Liberty Preschool Readers](#), 5 Books - This collection of five readers introduces basic vowel sounds in an enjoyable context. Each book concentrates on a different sound; children will learn to recognize the short vowels a, e, i, o, u.



[Instant Bible Lessons for Preschoolers](#) - Ages 2-5. Keep your preschoolers involved in creative, active learning with Instant Bible Lessons for Preschoolers. Patterned after Rainbow's popular Instant Bible Lessons series for ages 5-10, these reproducible books offer everything you need to teach preschoolers in eight extended sessions. From puzzles to games to crafts to snacks, each themed lesson provides flexibility as you shape the message for your preschool class.



[Just go to Bed](#) - One of the classic Little Critter picture book titles by Mercer Mayer, this simple story shows our preschool hero resisting his father's efforts to get him ready for bed. By the end of the book Little Critter's understanding father has finally succeeded in moving his energetic, imaginative son through bathtime and pjamatime into sleeptime.

About the creator: Monica is a blogger at HappyandBlessedHome.com. Her passion is to be an encouragement to moms and she publishes free printables and crafts for preschoolers, devotionals for moms, and ideas for having fun together as a family.

If you enjoy these printables, you should visit HappyandBlessedHome.com. There you'll find:

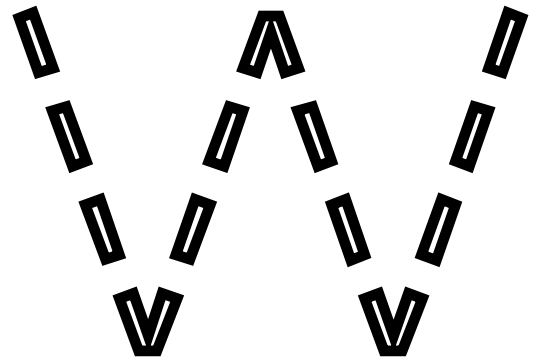
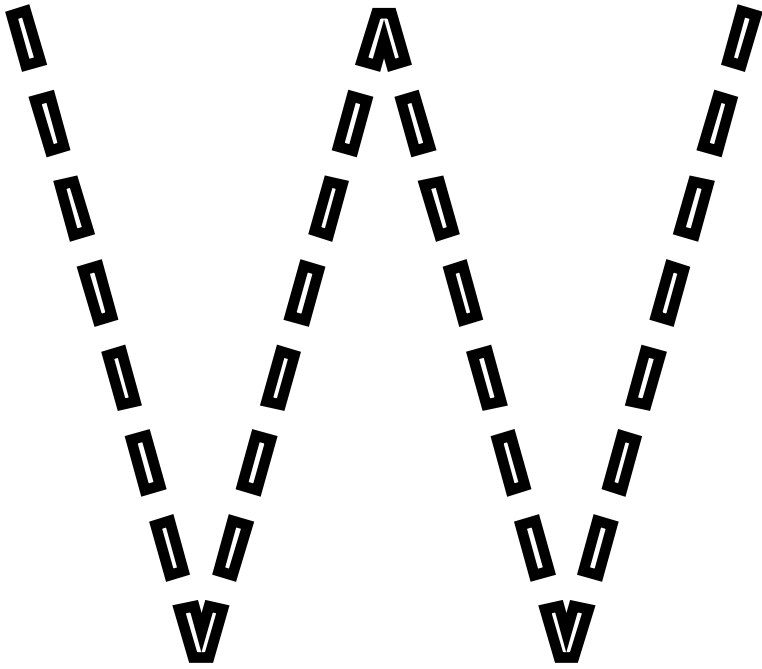
- * free games and crafts for preschoolers,
- * free printables for teaching preschoolers,
- * encouraging posts for moms, and
- * great ideas for ways to have fun together as a family


By Downloading this package you agree to the following Terms of Use: This printable package was created by HappyandBlessedHome.com. This package is intended for private/personal use only. It is not intended for commercial use and should not be hosted on another blog or website other than HappyandBlessedHome.com. If you like this printable set, you can link to the blog page where this was posted but do not link directly to this pdf file (where you are at now). Thank you for your support!



This page can be traced with a finger or marker.
Place under sand or rice for an extra-sensory activity.









wolf




wink



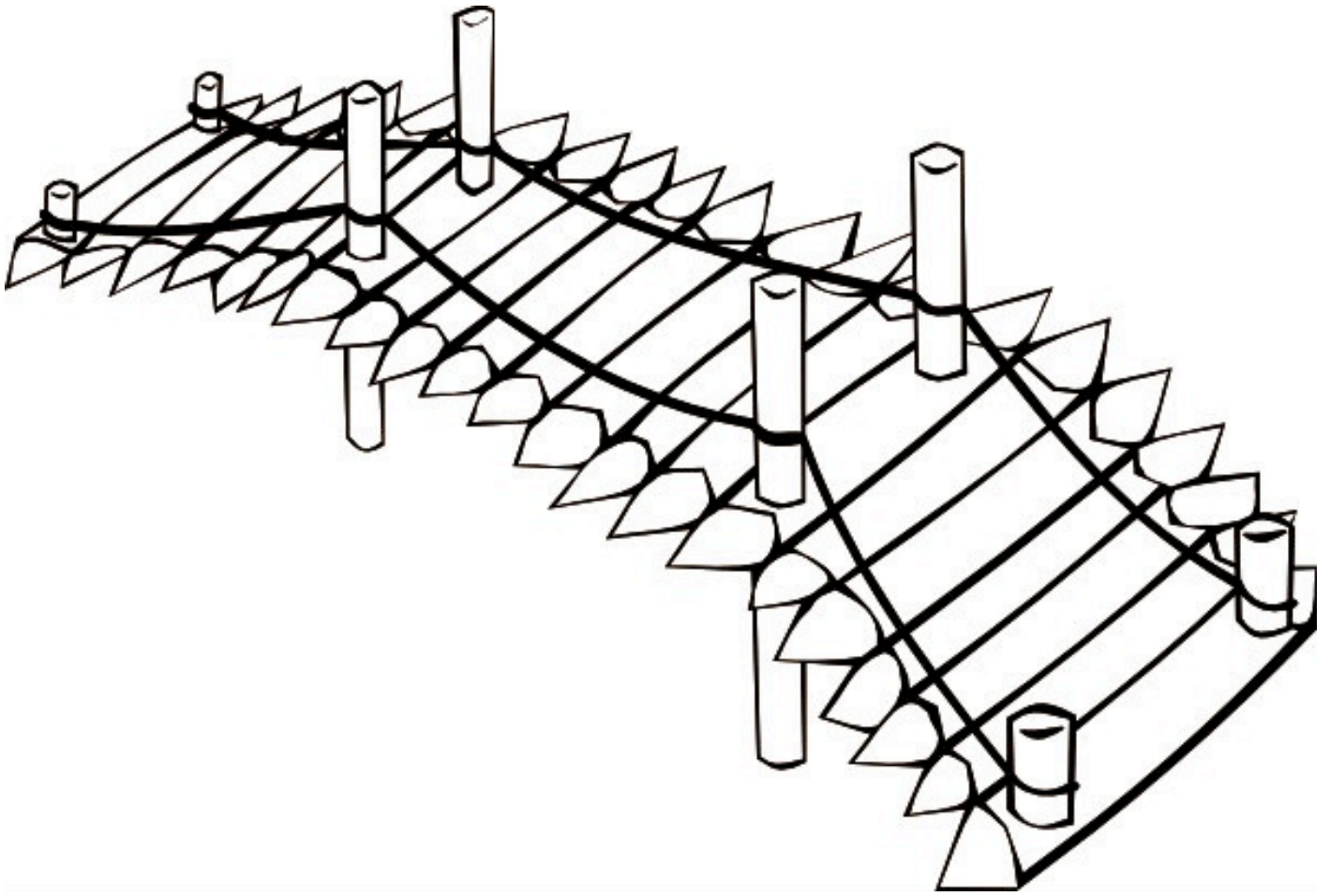
wheat




well




worm




wooden bridge



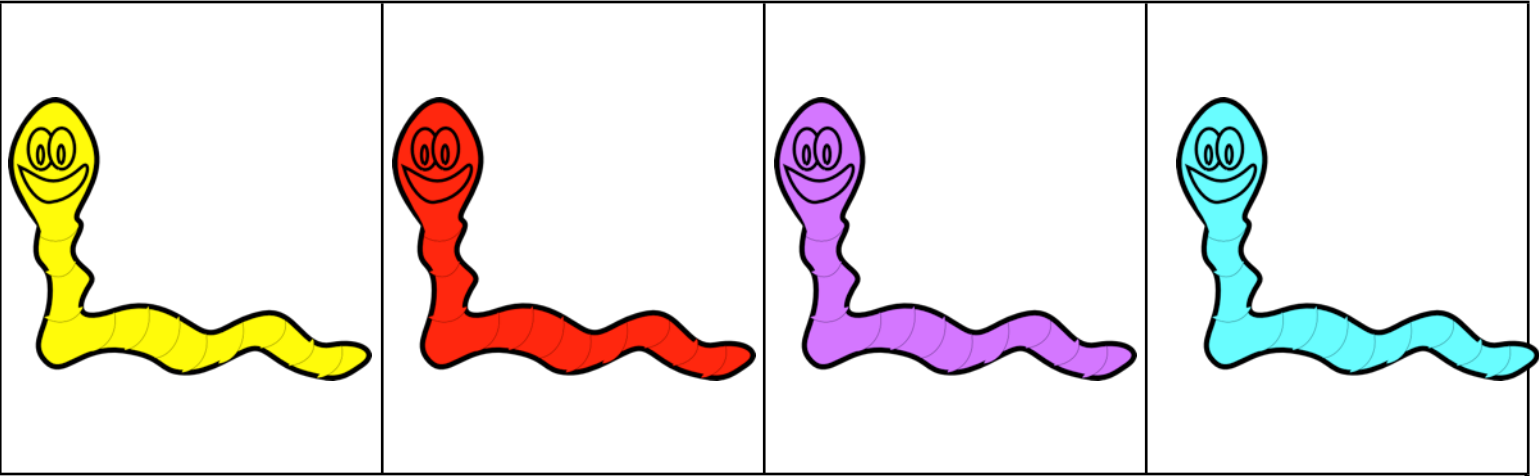
wagon



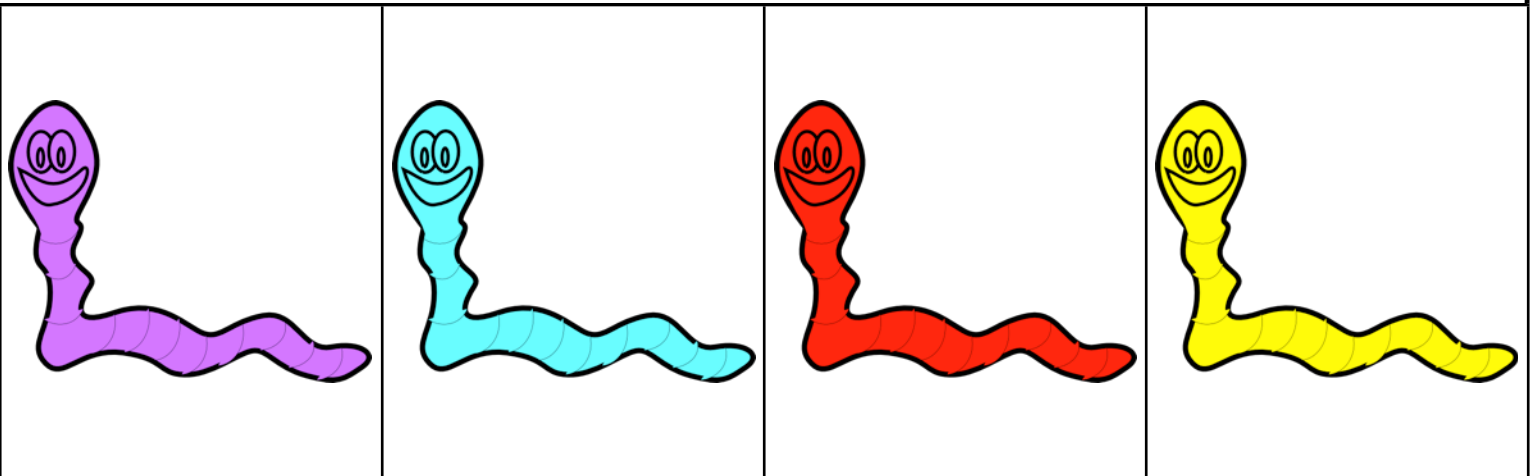
windmill

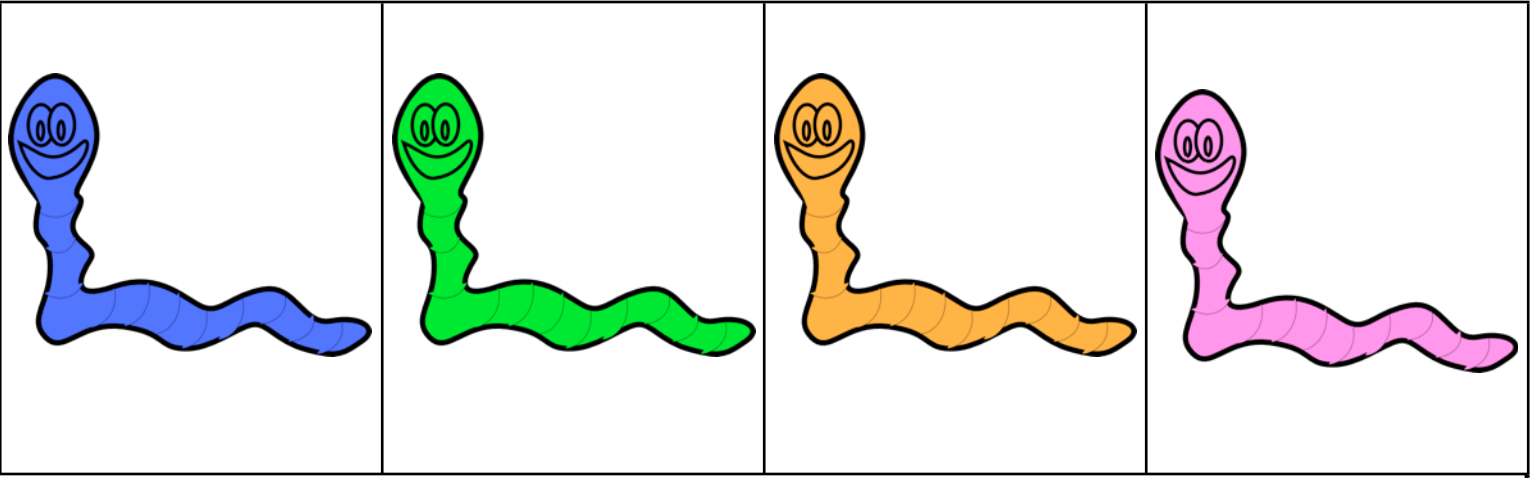


wreath

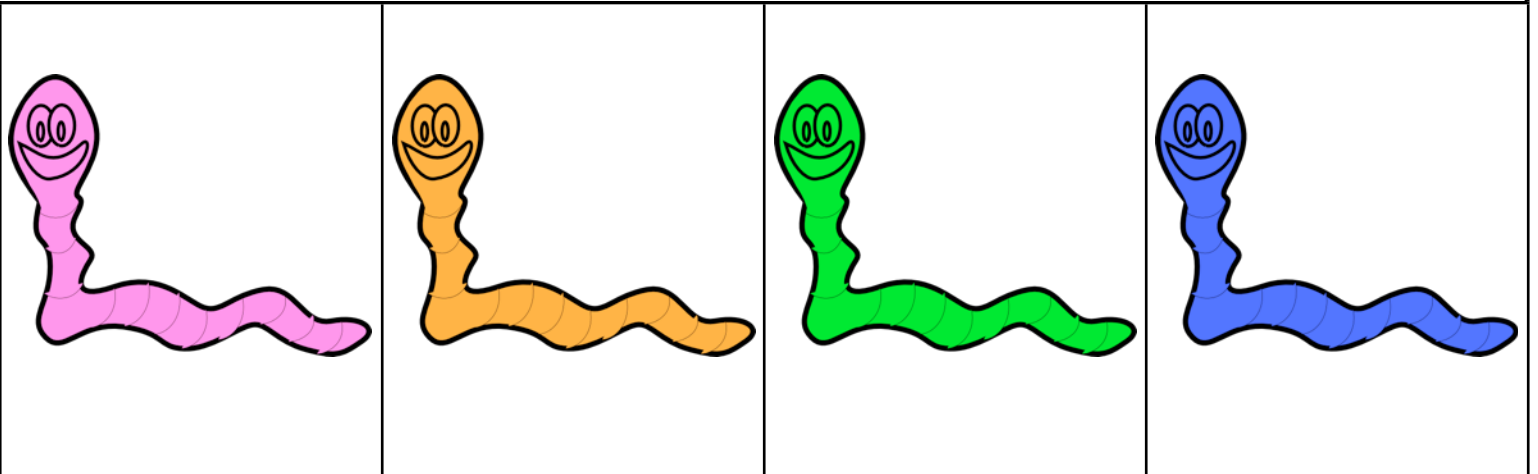


Draw a line to the matching worm.







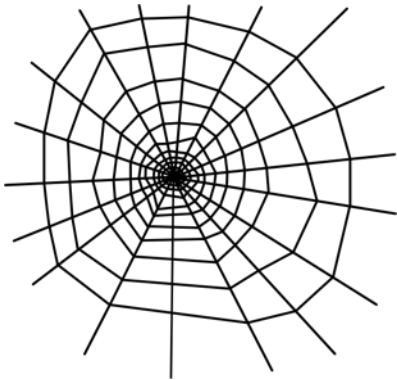

Draw a line to the matching worm.




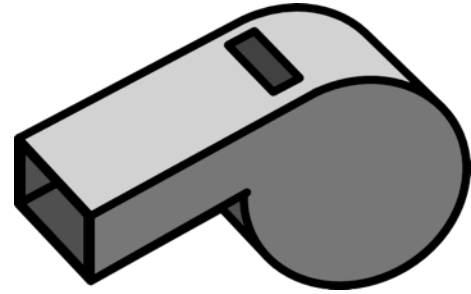


Letter “W” Flash Cards

HappyandBlessedHome.com

These flash cards are
designed to be printed from
front to back.





wand

wood

worm

well

wall

web

wolf

whale

watch

water

wagon

wink

whistle

wheat

wheel

walrus

windmill

watermelon

wind chime

wreath

Letter “W” Tracing Cards

HappyandBlessedHome.com

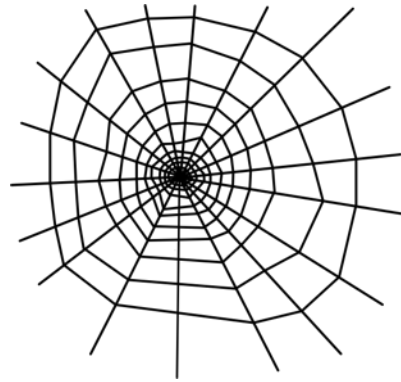
wood




well



web



whale




water




wand



worm



wall



wolf



watch



wink




wheat



walrus



watermelon



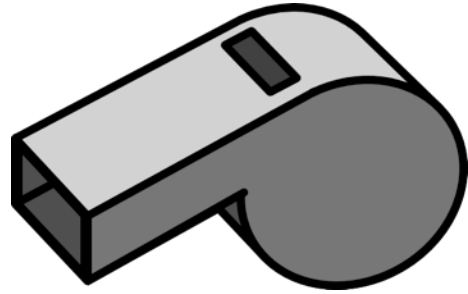
wreath




wagon




whistle



wheel



windmill




wind chime

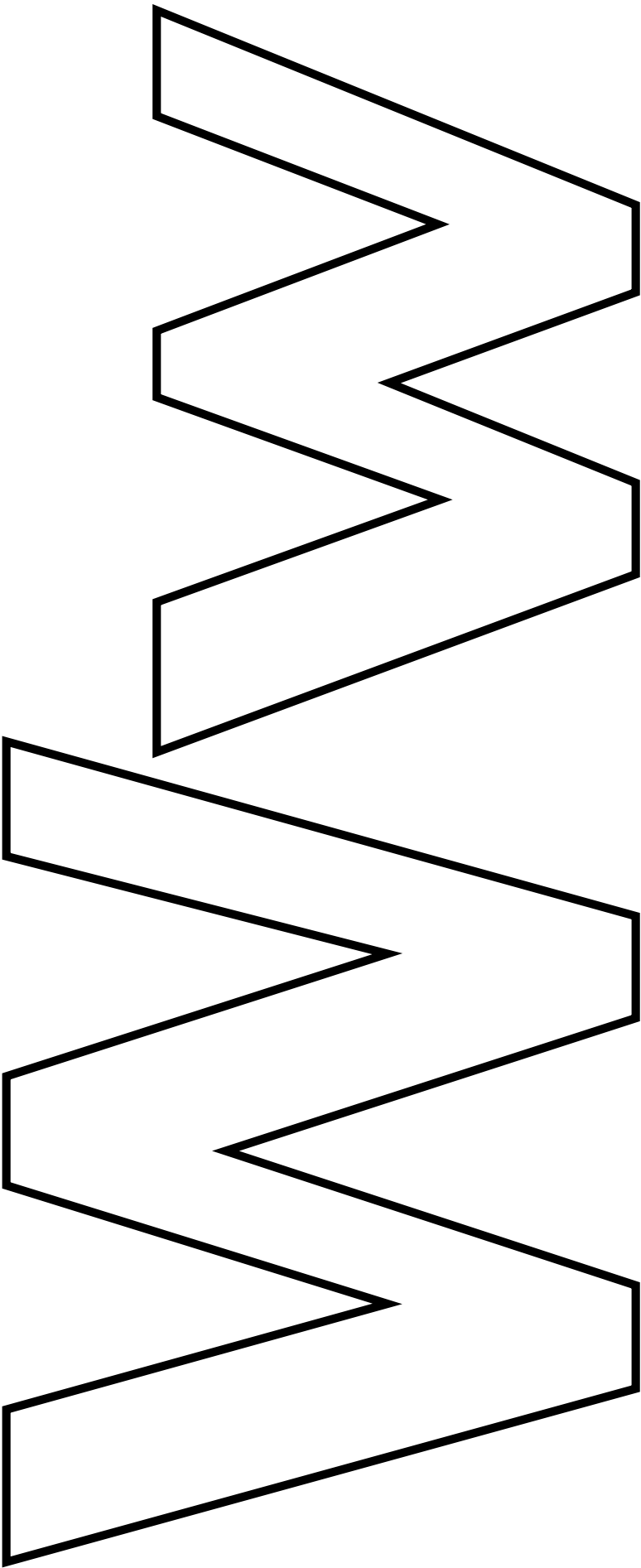



Letter “W” Craft

HappyandBlessedHome.com

Use the walruses to create the letter “Ww”.







Puzzle Crafts

Directions: Print, laminate and cut out puzzle pieces. To assist child, you may want to print an additional page as a guide.


Activities: Grown-ups can help the child assemble the puzzles.


Talk about the colors you see. Help your child piece together like colors, patterns and more.

Have fun creating these puzzles with your little-one(s).

Special Note: The wishing well puzzle is considerably more advanced. You may or may not be able to complete this puzzle with your child. Simpler puzzles are also included.


wishing well puzzle






wooden bridge

whale




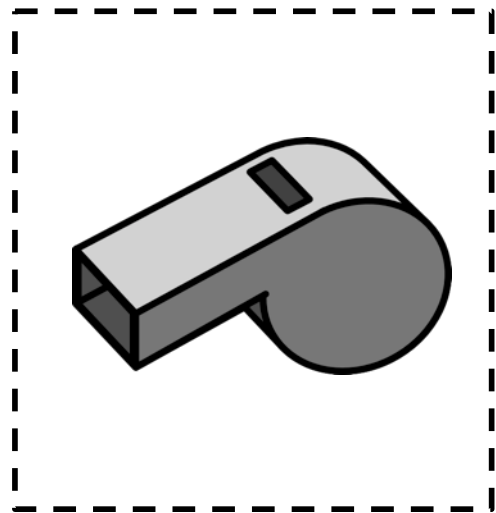


Watermelon Lace-Up

Print, laminate and cut out the picture. Use a hole punch to punch holes into circles near the edge of the picture. The card can be used to practice lacing with a shoestring or piece of yarn.



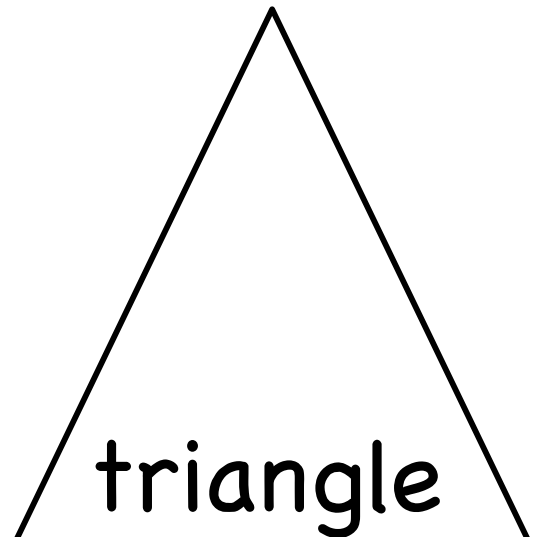
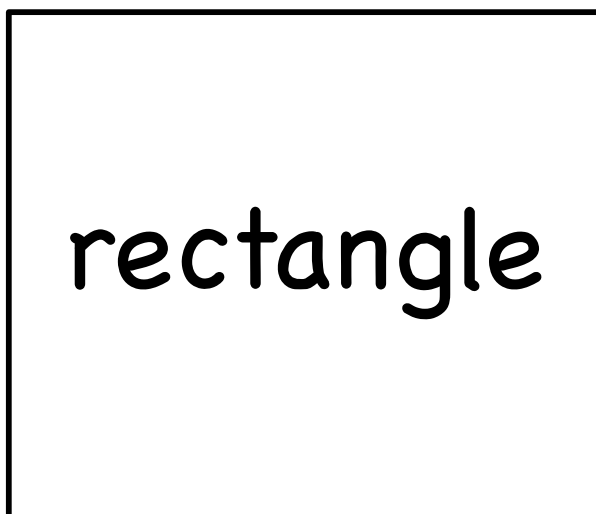
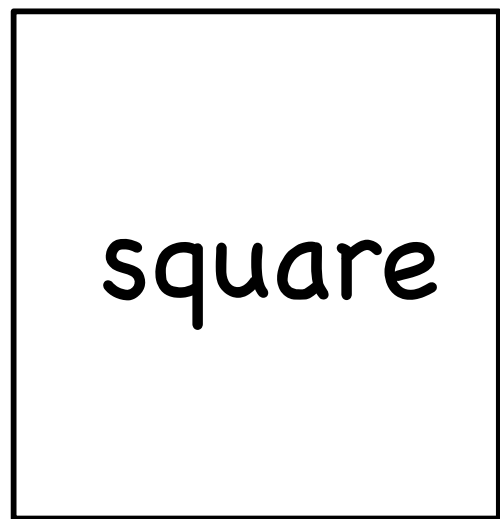

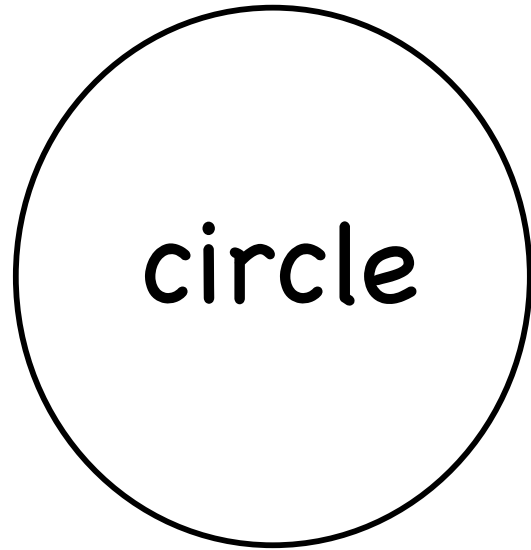

Cutting Practice

Grown-up: help child cut out along dotted line. Discuss shapes.








Cutting Practice

Point out qualities of various shapes. Cut out and align.























Which ones are living things?

Talk about the differences between living things and inanimate objects. Circle the living things.








Cutting Practice

Parent: Cut at dark lines.
Have child cut along dotted lines.


			
			
			
			
			

Align & Count

1	2	3	
1	2	3	
1	2	3	
1	2	3	
1	2	3	


Counting Walrus

These walrus can be used for a matching game or for counting and tracing.



Counting Walrus

These walrus can be used for a matching game or for counting and tracing.



Counting Walrus

Print walrus with either solid or dashed numbers on the back.

1	2	3	4
5	6	7	8
9	10	11	12
13	14	15	16
17	18	19	20

Counting Walrus

Print walrus with either solid or dashed numbers on the back.

21

22

23

24

25

26

27

28

29

30

31

32

33

34

35

36

37

38

39

40

Tracing Numbers

Print pictures with either solid or dashed numbers on the back.

1	2	3	4
5	6	7	8
9	10	11	12
13	14	15	16
17	18	19	20

Tracing Numbers

Print pictures with either solid or dashed numbers on the back.

21

22

23

24

25

26

27

28

29

30

31

32

33

34

35


36

37

38

39

40

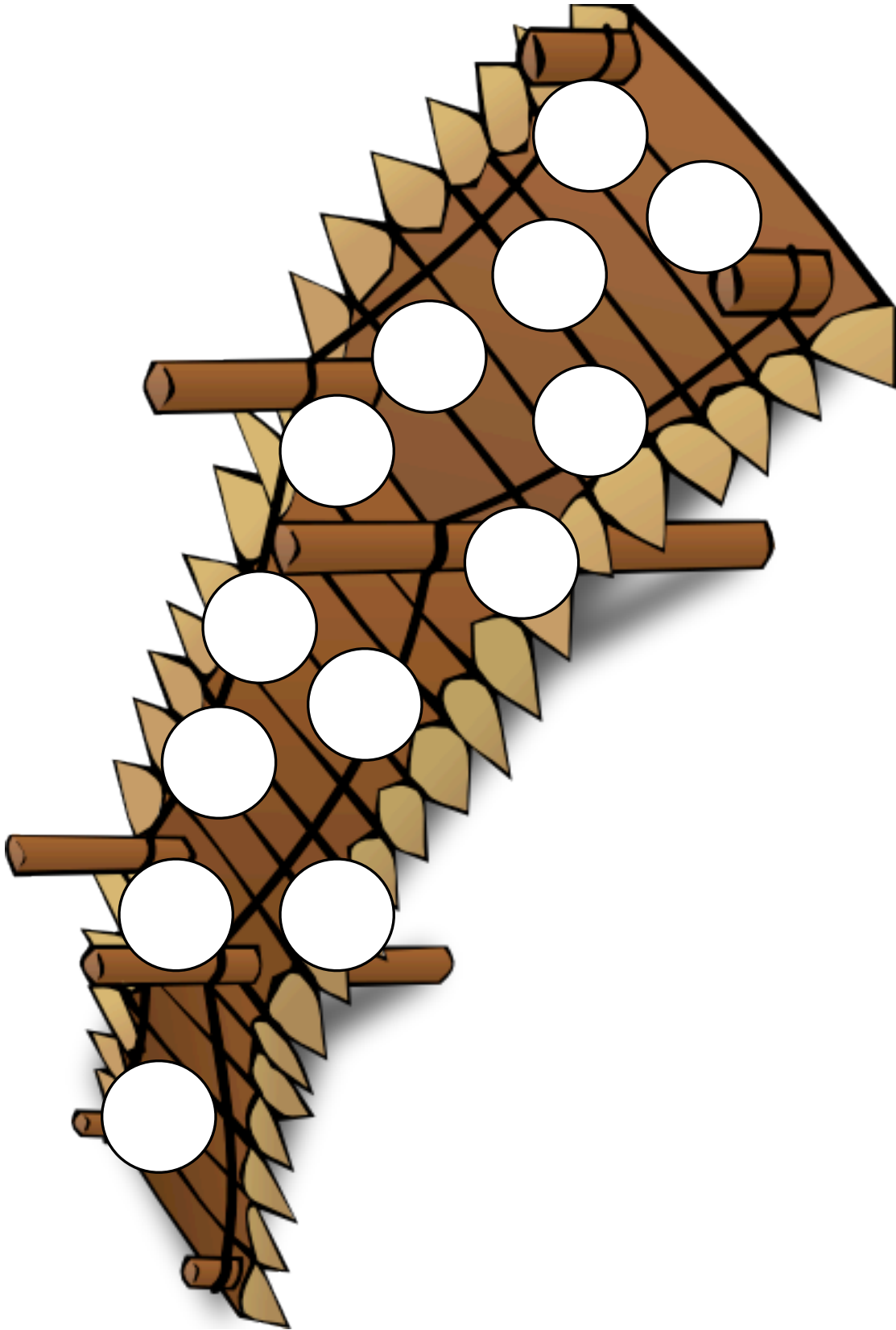


Add and subtract walrus from the arctic scene.

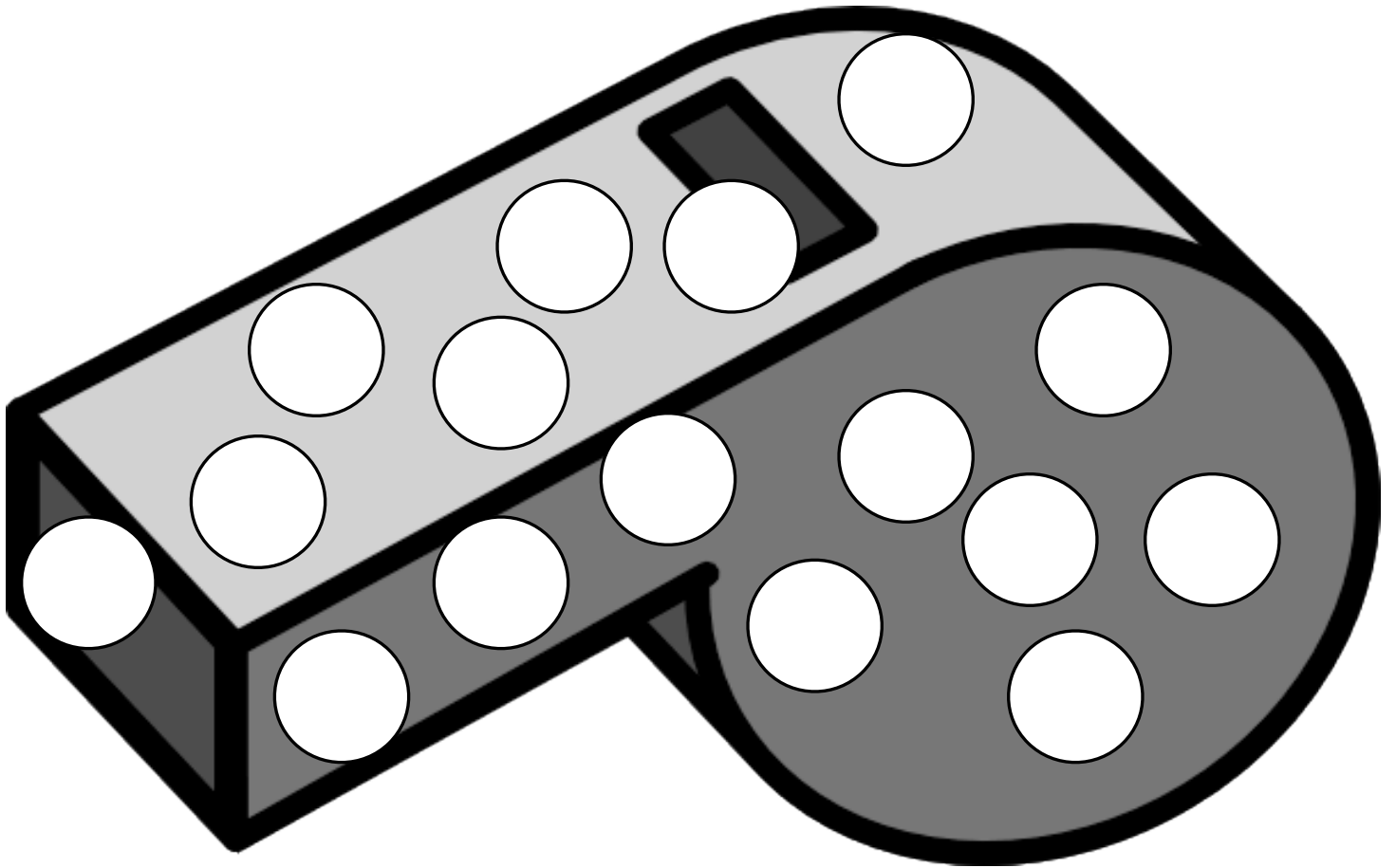
Letter “W” Do-a-dot

HappyandBlessedHome.com

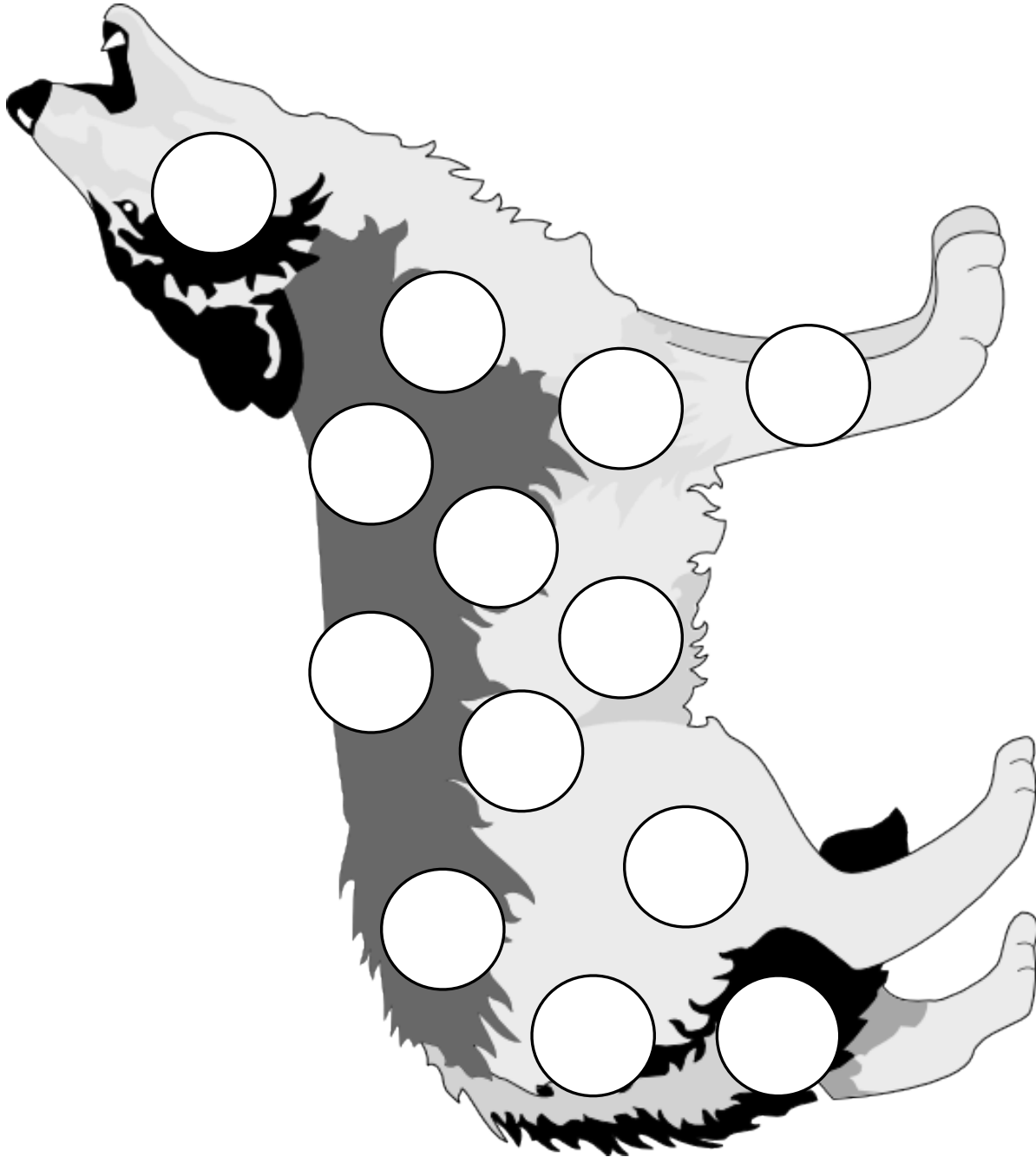
This is a great activity to complete with [do-a-dot paints](#). You can also provide your child with stickers, pom-poms or some other small object to fill in the white circles.




wooden bridge




whistle




wolf



wagon



wishing well



watermelon

Letter “W”

Dolch Sight Words

HappyandBlessedHome.com

These are the letter “Ww”
Dolch Sight Words. For more
info on sight words and on
what age to use them, please
go to my post:
[Sight Words.](#)

walk

want

warm

was

wash

watch

water

way

we

well

went

were

what

when

where

which

white

who

why

will

wind

window

wish

with

wood

work

would

write